



# BLOCK BRUSH LAYOUT SHEET

763 East Commerce Dr. St. George, UT (435) 673-7500

4000 Drane Field Rd. Lakeland, FL (863) 647-5643

Company Name \_\_\_\_\_

Address \_\_\_\_\_

Telephone No. \_\_\_\_\_

Name \_\_\_\_\_

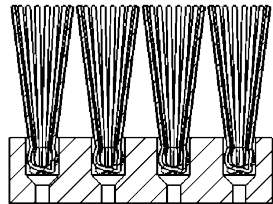
Email \_\_\_\_\_

Application \_\_\_\_\_

## Custom Staple Set and Wire Drawn Brushes

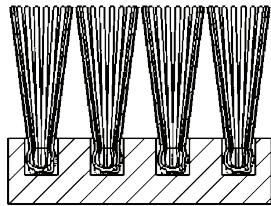
Where special configurations are required, brushes can staple set or hand-drawn tufts to meet customer's designs.

When ordering or request quotation, please send print or sketch or use diagram above.



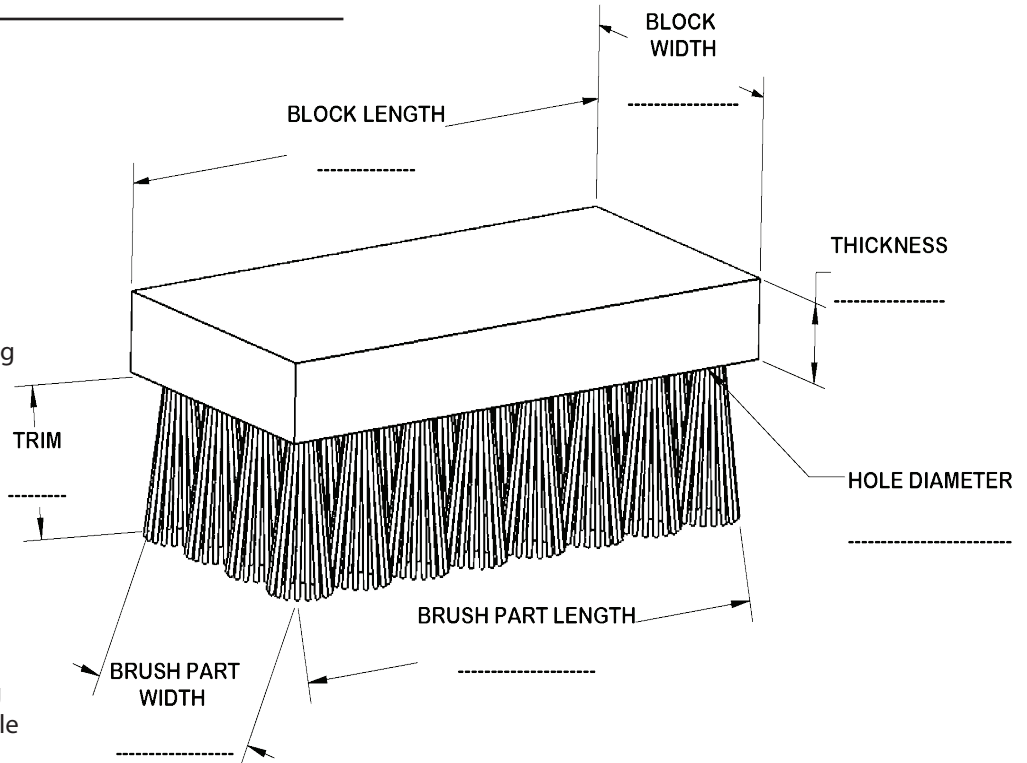
**WIRE DRAWN**

Brush tufts are hand drawn into holes drilled in wood, metal or plastic backing



**STAPLE SET**

Brush tufts are held in holes drilled in seasoned hardwood or plastic backing blocks and held in place by a metal staple



Fill Material \_\_\_\_\_

Diameter \_\_\_\_\_

Crimp \_\_\_\_\_

Color \_\_\_\_\_

Quantity \_\_\_\_\_

Special Instructions \_\_\_\_\_



### Density

Heavy

Medium

Light

### TUFT PATTERNS



NOT STAGGERED  STAGGERED